

CloudEngine S5731-H Series Switches

CloudEngine S5731-H series switches are next-generation intelligent gigabit switches that provide GE electrical downlink ports and 10GE uplink ports.





Introduction

The CloudEngine S5731-H series switches are the next-generation intelligent gigabit fixed switches developed by Huawei. The CloudEngine S5731-H builds on Huawei's unified Versatile Routing Platform (VRP) and boasts various IDN features. For example, the integrated wireless AC capabilities can manage up to 1,024 wireless APs; the free mobility feature ensures consistent user experience; the VXLAN functionality implements network virtualization; and built-in security probes support abnormal traffic detection, threat analysis even in encrypted traffic, and network-wide threat deception. With these merits, the CloudEngine S5731-H can function as core switches for small-sized campus networks and branches of medium- and large-sized campus networks, and also work as access switches for data center networks.

Product Overview

Models and Appearances

The following models are available in the CloudEngine S5731-H series.




Models and Appearances	Description
 CloudEngine S5731-H24T4XC	<ul style="list-style-type: none"> • 24 x 10/100/1000Base-T Ethernet ports, 4 x 10GE SFP+ ports • One extended slot • 1+1 power backup • Switching capacity: 288 Gbps/672 Gbps
 CloudEngine S5731-H24P4XC	<ul style="list-style-type: none"> • 24 x 10/100/1000Base-T Ethernet ports, 4 x 10GE SFP+ ports • One extended slot • 1+1 power backup • PoE+ • Switching capacity: 288 Gbps/672 Gbps
 CloudEngine S5731-H48T4XC	<ul style="list-style-type: none"> • 48 x 10/100/1000Base-T Ethernet ports, 4 x 10GE SFP+ ports • One extended slot • 1+1 power backup • Switching capacity: 336 Gbps/672 Gbps
 CloudEngine S5731-H48P4XC	<ul style="list-style-type: none"> • 48 x 10/100/1000Base-T Ethernet ports, 4 x 10GE SFP+ ports • One extended slot

Models and Appearances	Description
	<ul style="list-style-type: none"> • 1+1 power backup • PoE+ • Switching capacity: 336 Gbps/672 Gbps

Subcards

The following table lists the subcards applicable to the CloudEngine S5731-H.


Technical specifications of the subcards applicable to the CloudEngine S5731-H series

Subcards	Technical Specifications	Applied Switch Model
 ES5D21Q02Q00	<ul style="list-style-type: none"> • 2*40GE QSFP+ • Operating temperature: 0°C to 45°C (32°F to 113°F) • Relative humidity: 5% to 95% • Storage temperature: -40°C to +70°C (-40°F to +158°F) 	<ul style="list-style-type: none"> • CloudEngine S5731-H24T4XC • CloudEngine S5731-H24P4XC • CloudEngine S5731-H48T4XC • CloudEngine S5731-H48P4XC
 ES5D21X08T00	<ul style="list-style-type: none"> • 8*10GE Base-T • Operating temperature: 0°C to 45°C (32°F to 113°F) • Relative humidity: 5% to 95% • Storage temperature: -40°C to +70°C (-40°F to +158°F) 	<ul style="list-style-type: none"> • CloudEngine S5731-H24T4XC • CloudEngine S5731-H24P4XC • CloudEngine S5731-H48T4XC • CloudEngine S5731-H48P4XC
 S7X08000	<ul style="list-style-type: none"> • 8*10GE SFP+ or 2*25GE SFP28 • Operating temperature: 0°C to 45°C (32°F to 113°F) • Relative humidity: 5% to 95% • Storage temperature: -40°C to +70°C (-40°F to +158°F) 	<ul style="list-style-type: none"> • CloudEngine S5731-H24T4XC • CloudEngine S5731-H24P4XC • CloudEngine S5731-H48T4XC • CloudEngine S5731-H48P4XC • Note: Only V200R019C10 and later versions

Fan Models




The following table lists the fan module applicable to the CloudEngine S5731-H.


Technical specifications of the fan module applicable to the CloudEngine S5731-H series

Fan Module	Technical Specifications	Applied Switch Model
 FAN-023A-B	<ul style="list-style-type: none"> • Dimensions (W x D x H): 40 mm x 100.3 mm x 40 mm • Number of fans: 1 • Weight: 0.1 kg • Maximum power consumption: 7.2 W • Maximum fan speed: 18500±10% revolutions per minute (RPM) • Maximum wind rate: 23 cubic feet per minute (CFM) • Hot swap: Supported 	<ul style="list-style-type: none"> • CloudEngine S5731-H24T4XC • CloudEngine S5731-H24P4XC • CloudEngine S5731-H48T4XC • CloudEngine S5731-H48P4XC

Power Supply

The following table lists the power supplies applicable to the CloudEngine S5731-H.

Power Module	Technical Specifications	Applied Switch Model
 PAC600S12-CB	<ul style="list-style-type: none"> • Dimensions (H x W x D): 40 mm x 90 mm x 215 mm (1.6 in. x 3.5 in. x 8.5 in.) • Weight: 0.95 kg (2.09 lb) • Rated input voltage range: <ul style="list-style-type: none"> – 100 V AC to 240 V AC, 50/60 Hz – 240 V DC • Maximum input voltage range: <ul style="list-style-type: none"> – 90 V AC to 290 V AC, 45 Hz to 65 Hz – 190 V DC to 290 V DC • Maximum input current: <ul style="list-style-type: none"> – 100 V AC to 240 V AC: 8 A – 240 V DC: 4 A • Maximum output current: 50 A • Rated output voltage: 12 V • Maximum output power: 600 W • Hot swap: Supported 	<ul style="list-style-type: none"> • CloudEngine S5731-H24T4XC • CloudEngine S5731-H48T4XC
 PAC1000S56-CB	<ul style="list-style-type: none"> • Dimensions (H x W x D): 40 mm x 90 mm x 215 mm (1.6 in. x 3.5 in. x 8.5 in.) • Weight: 1.1 kg (2.43 lb) • Rated input voltage range: <ul style="list-style-type: none"> – 100 V AC to 130 V AC, 50/60 Hz – 200 V AC to 240 V AC, 50/60 Hz – 240 V DC • Maximum input voltage range: <ul style="list-style-type: none"> – 90 V AC to 290 V AC, 45 Hz to 65 Hz – 190 V DC to 290 V DC • Input current: <ul style="list-style-type: none"> – 100 V AC to 130 V AC: 12 A – 200 V AC to 240 V AC: 8 A – 240 V DC: 8 A • Maximum output current: <ul style="list-style-type: none"> – 100 V AC to 130 V AC input: 16.08 A – 200 V AC to 240 V AC input and 240 V DC input: 17.86 A • Maximum output power: <ul style="list-style-type: none"> – Total power: 900 W (100 V AC to 130 V AC input)/1000 W (200 V AC to 240 V AC input and 240 V DC input) • Hot swap: Supported 	<ul style="list-style-type: none"> • CloudEngine S5731-H24P4XC • CloudEngine S5731-H48P4XC
 PAC150S12-R	<ul style="list-style-type: none"> • Dimensions (H x W x D): 40 mm x 90 mm x 215 mm (1.6 in. x 3.5 in. x 8.5 in.) • Weight: 0.8 kg (1.76 lb) • Rated input voltage range: 100 V AC to 240 V AC, 50/60 Hz 	<ul style="list-style-type: none"> • CloudEngine S5731-H24T4XC • CloudEngine S5731-H48T4XC

Power Module	Technical Specifications	Applied Switch Model
	<ul style="list-style-type: none"> Maximum input voltage range: 90 V AC to 264 V AC, 47 Hz to 63 Hz Maximum input current: 3 A Maximum output current: 12.5 A Maximum output power: 150 W Hot swap: Supported 	
 <p>PDC1000S12-DB</p>	<ul style="list-style-type: none"> Dimensions (H x W x D): 40 mm x 90 mm x 215 mm (1.6 in. x 3.5 in. x 8.5 in.) Weight: 1.02 kg (2.25 lb) Rated input voltage range: -48 V DC to -60 V DC Maximum input voltage range: -38.4 V DC to -72 V DC Maximum input current: 30 A Maximum output current: 83.3 A Maximum output power: 1000 W Hot swap: Supported 	<ul style="list-style-type: none"> CloudEngine S5731-H24T4XC CloudEngine S5731-H48T4XC

Product Features and Highlights

Enabling Networks to Be More Agile for Services

- The CloudEngine S5731-H has a built-in high-speed and flexible processor chip. The chip's flexible packet processing and traffic control capabilities can meet current and future service requirements, helping build a highly scalable network.
- In addition to capabilities of traditional switches, the CloudEngine S5731-H provides open interfaces and supports user-defined forwarding behavior. Enterprises can use the open interfaces to develop new protocols and functions independently or jointly with equipment vendors to build campus networks meeting their own needs.
- The CloudEngine S5731-H series switches, on which enterprises can define their own forwarding models, forwarding behavior, and lookup algorithms. Microcode programmability makes it possible to provide new services within six months, without the need of replacing the hardware. In contrast, traditional ASIC chips use a fixed forwarding architecture and follow a fixed forwarding process. For this reason, new services cannot be provisioned until new hardware is developed to support the services one to three years later.

Delivering Abundant Services More Agilely

- The CloudEngine S5731-H provides the integrated WLAN AC function that can manage 1,024 APs, reducing the costs of purchasing additional WLAN AC hardware and breaking the forwarding performance bottleneck of an external WLAN AC. With this switch series, customers can stay ahead in the high-speed wireless era.
- With the unified user management function, the CloudEngine S5731-H authenticates both wired and wireless users, ensuring a consistent user experience no matter whether they are connected to the network through wired or wireless access devices. The unified user management function supports various authentication methods, including 802.1x, MAC address, and Portal authentication, and is capable of managing users based on user groups, domains, and time ranges. These functions visualize user and service management and boost the transformation from device-centric management to user-centric management.
- The CloudEngine S5731-H provides excellent quality of service (QoS) capabilities and supports queue scheduling and congestion control algorithms. Additionally, it adopts innovative priority queuing and multi-level scheduling mechanisms to implement fine-grained scheduling of data flows, meeting service quality requirements of different user terminals and services.

Providing Fine Granular Network Management More Agilely

- The CloudEngine S5731-H uses the Packet Conservation Algorithm for Internet (iPCA) technology that changes the traditional method of using simulated traffic for fault location. iPCA technology can monitor network quality for any service flow anywhere and anytime, without extra costs. It can detect temporary service interruptions in a very short time and can identify

faulty ports accurately. This cutting-edge fault detection technology turns "extensive management" to "fine granular management."

- The CloudEngine S5731-H supports Two-Way Active Measurement Protocol (TWAMP) to accurately check any IP link and obtain the entire network's IP performance. This protocol eliminates the need of using a dedicated probe or a proprietary protocol.
- The CloudEngine S5731-H supports SVF and functions as a parent switch. With this virtualization technology, a physical network with the "small-sized core/aggregation switches + access switches + APs" structure can be virtualized into a "super switch", greatly simplifying network management.
- With the EasyDeploy function, the CloudEngine S5731-H manages access switches in a similar way a WLAN AC manages APs. In deployment, access switches and APs can go online with zero-touch configuration. In the EasyDeploy solution, the Commander collects topology information about the connected clients and stores the clients' startup information based on the topology. Clients can be replaced with zero-touch configuration. The Commander can deliver configurations and scripts to clients in batches and query the delivery results. In addition, the Commander can collect and display information about power consumption on the entire network.

Comprehensive VPN Technologies

- The CloudEngine S5731-H supports the MPLS function, and can be used as access devices of high-quality enterprise leased line.
- The CloudEngine S5731-H allows users in different VPNs to connect to the same switch and isolates users through multi-instance routing. Users in multiple VPNs connect to a provider edge (PE) device through the same physical port on the switch, which reduces the cost on VPN network deployment.

Enhanced QoS Control Mechanism

- The CloudEngine S5731-H provides excellent QoS capabilities and supports queue scheduling and congestion control algorithms. Additionally, it adopts innovative priority queuing and multi-level scheduling mechanisms to implement fine-grained scheduling of data flows, meeting service quality requirements of different user terminals and services.
- The CloudEngine S5731-H implements complex traffic classification based on packet information, such as the 5-tuple, IP preference, ToS, DSCP, IP protocol type, ICMP type, TCP source port, VLAN ID, Ethernet protocol type, and CoS. ACLs can be applied to the inbound or outbound direction of a port.
- The CloudEngine S5731-H supports flow-based two-rate three-color CAR. Each port supports eight priority queues, multiple queue scheduling algorithms, such as WRR, DRR, SP, WRR+SP, and DRR+SP, and WRED that is a congestion avoidance algorithm. All of these features ensure high-quality voice, video, and data services.

Flexible Ethernet Networking

- In addition to traditional Spanning Tree Protocol (STP), Rapid Spanning Tree Protocol (RSTP), and Multiple Spanning Tree Protocol (MSTP), the CloudEngine S5731-H supports Huawei-developed Smart Ethernet Protection (SEP) technology and the latest Ethernet Ring Protection Switching (ERPS) standard. SEP is a ring protection protocol specific to the Ethernet link layer, and applies to various ring network topologies, such as open ring topology, closed ring topology, and cascading ring topology. This protocol is reliable, easy to maintain, and implements fast protection switching within 50 ms. ERPS is defined in ITU-T G.8032. It implements millisecond-level protection switching based on traditional Ethernet MAC and bridging functions.
- The CloudEngine S5731-H supports Smart Link and Virtual Router Redundancy Protocol (VRRP), which implement backup of uplinks. One CloudEngine S5731-H switch can connect to multiple aggregation switches through multiple links, significantly improving reliability of access devices.

Various Security Control Methods

- The CloudEngine S5731-H supports 802.1x authentication, MAC address authentication, Portal authentication, and hybrid authentication, and can dynamically deliver user policies such as VLANs, QoS policies, and access control lists (ACLs). It also supports user management based on user groups.
- The CloudEngine S5731-H provides a series of mechanisms to defend against DoS and user-targeted attacks. DoS attacks are targeted at switches and include SYN flood, Land, Smurf, and ICMP flood attacks. User-targeted attacks include bogus DHCP server attacks, IP/MAC address spoofing, DHCP request flood, and change of the DHCP CHADDR value.
- The CloudEngine S5731-H sets up and maintains a DHCP snooping binding table, and discards the packets that do not match the table entries. You can specify DHCP snooping trusted and untrusted ports to ensure that users connect only to the authorized DHCP server.

- The CloudEngine S5731-H supports strict ARP learning, which prevents ARP spoofing attackers from exhausting ARP entries.

Mature IPv6 Features

- The CloudEngine S5731-H is developed based on the mature, stable VRP and supports IPv4/IPv6 dual stacks, IPv6 routing protocols (RIPng, OSPFv3, BGP4+, and IS-IS for IPv6). With these IPv6 features, the CloudEngine S5731-H can be deployed on a pure IPv4 network, a pure IPv6 network, or a shared IPv4/IPv6 network, helping achieve IPv4-to-IPv6 transition.

Intelligent Stack (iStack)

- The CloudEngine S5731-H supports the iStack function that combines multiple switches into a logical switch. Member switches in a stack implement redundancy backup to improve device reliability and use inter-device link aggregation to improve link reliability. iStack provides high network scalability. You can increase a stack's ports, bandwidth, and processing capacity by simply adding member switches. iStack also simplifies device configuration and management. After a stack is set up, up to nine physical switches can be virtualized into one logical device. You can log in to any member switch in the stack to manage all the member switches in the stack.

VXLAN Features

- VXLAN is used to construct a Unified Virtual Fabric (UVF). As such, multiple service networks or tenant networks can be deployed on the same physical network, and service and tenant networks are isolated from each other. This capability truly achieves 'one network for multiple purposes'. The resulting benefits include enabling data transmission of different services or customers, reducing the network construction costs, and improving network resource utilization.
- The CloudEngine S5731-H series switches are VXLAN-capable and allow centralized and distributed VXLAN gateway deployment modes. These switches also support the BGP EVPN protocol for dynamically establishing VXLAN tunnels and can be configured using NETCONF/YANG.

NOTE

For detailed information about VXLAN, visit

<https://e.huawei.com/en/material/onLineView?MaterialID=741ea70ef97e4dd8bc2b4ef350b48949>

PoE Power Supply

- Perpetual PoE: When a PoE switch is rebooted after the software version is upgraded, the power supply to PDs is not interrupted. This capability ensures that PDs are not powered off during the switch reboot.
- Fast PoE: PoE switches can supply power to PDs within 10s after they are powered on. This is different from common switches that generally take 1 to 3 minutes to start to supply power to PDs. When a PoE switch reboots due to a power failure, the PoE switch continues to supply power to the PDs immediately after being powered on without waiting until it finishes reboot. This greatly shortens the power failure time of PDs.

NOTE

For more information about PoE, visit

<https://e.huawei.com/en/material/onLineView?materialid=e28cc3ad158140e8af1547bc510ecd34>

Intelligent O&M

- The CloudEngine S5731-H provides telemetry technology to collect device data in real time and send the data to Huawei campus network analyzer CampusInsight. The CampusInsight analyzes network data based on the intelligent fault identification algorithm, accurately displays the real-time network status, effectively demarcates and locates faults in a timely manner, and identifies network problems that affect user experience, accurately guaranteeing user experience.
- The CloudEngine S5731-H supports a variety of intelligent O&M features for audio and video services, including the enhanced Media Delivery Index (eMDI). With this eMDI function, the switch can function as a monitored node to periodically conduct statistics and report audio and video service indicators to the CampusInsight platform. In this way, the CampusInsight platform can quickly demarcate audio and video service quality faults based on the results of multiple monitored nodes.

Intelligent Upgrade

- Switches support the intelligent upgrade feature. Specifically, switches obtain the version upgrade path and download the newest version for upgrade from the Huawei Online Upgrade Platform (HOUP). The entire upgrade process is highly automated

and achieves one-click upgrade. In addition, preloading the version is supported, which greatly shortens the upgrade time and service interruption time.

- The intelligent upgrade feature greatly simplifies device upgrade operations and makes it possible for the customer to upgrade the version independently. This greatly reduces the customer's maintenance costs. In addition, the upgrade policies on the HOUP platform standardize the upgrade operations, which greatly reduces the risk of upgrade failures.

Big Data Security Collaboration

- The CloudEngine S5731-H switches use NetStream to collect campus network data and then report such data to the Huawei Cybersecurity Intelligence System (CIS). The purposes of doing so are to detect network security threats, display the security posture across the entire network, and enable automated or manual response to security threats. The CIS delivers the security policies to the Agile Controller. The Agile Controller then delivers such policies to switches that will handle security events accordingly. All these ensure campus network security.
- The CloudEngine S5731-H supports Encrypted Communication Analytics (ECA). It uses built-in ECA probes to extract characteristics of encrypted streams based on NetStream sampling and Service Awareness (SA), generates metadata, and reports the metadata to Huawei CIS. The CIS uses the AI algorithm to train the traffic model and compare characteristics of extracted encrypted traffic to identify malicious traffic. The CIS displays detection results on the GUI, provides threat handling suggestions, and automatically isolates threats with the Agile Controller to ensure campus network security.
- The CloudEngine S5731-H supports deception. It functions as a sensor to detect threats such as IP address scanning and port scanning on a network and lures threat traffic to the honeypot for further checks. The honeypot performs in-depth interaction with the initiator of the threat traffic, records various application-layer attack methods of the initiator, and reports security logs to the CIS. The CIS analyzes security logs. If the CIS determines that the suspicious traffic is an attack, it generates an alarm and provides handling suggestions. After the administrator confirms the alarm, the CIS delivers a policy to the Agile Controller. The Agile Controller delivers the policy to the switch for security event processing, ensuring campus network security.

Open Programmability System (OPS)

- Open Programmability System (OPS) is an open programmable system based on the Python language. IT administrators can program the O&M functions of a switch through Python scripts to quickly innovate functions and implement intelligent O&M.

Licensing

CloudEngine S5731-H supports both the traditional feature-based licensing mode and the latest Huawei IDN One Software (N1 mode for short) licensing mode. The N1 mode is ideal for deploying Huawei CloudCampus Solution in the on-premises scenario, as it greatly enhances the customer experiences in purchasing and upgrading software services with simplicity.

Software Package Features in N1 Mode

Switch Functions	N1 Basic Software	N1 Foundation Software Package	N1 Advanced Software Package
Basic network functions: Layer 2 functions, IPv4, IPv6, MPLS, SVF, and others	√	√	√
Basic network automation based on the Agile Controller: <ul style="list-style-type: none"> • Basic automation: Plug-and-play, SSID, and AP group management • Basic monitoring: Application visualization • NE management: Image and topology management and discovery • WLAN enhancement: Roaming and optimization for up to 128 APs 	×	√	√
Advanced network automation and intelligent O&M: VXLAN, user access authentication, free mobility, and	×	×	√

Switch Functions	N1 Basic Software	N1 Foundation Software Package	N1 Advanced Software Package
CampusInsight basic functions			

Note: Only V200R019C00 and later versions can support N1 mode

Product Specifications

Functions and Features

The following table lists the functions and features available on the CloudEngine S5731-H.

Function and feature metrics for the CloudEngine S5731-H series

Function and Feature		Description	CloudEngine S5731-H
Ethernet features	Ethernet basics	Full-duplex, half-duplex, and auto-negotiation	Yes
		Rate auto-negotiation on an interface	Yes
		Auto MDI and MDI-X	Yes
		Flow control on an interface	Yes
		Jumbo frames	Yes
		Link aggregation	Yes
		Load balancing among links of a trunk	Yes
		Transparent transmission of Layer 2 protocol packets	Yes
		Device Link Detection Protocol (DLDP)	Yes
		Link Layer Discovery Protocol (LLDP)	Yes
		Link Layer Discovery Protocol-Media Endpoint Discovery (LLDP-MED)	Yes
		Interface isolation	Yes
		Broadcast traffic suppression on an interface	Yes
		Multicast traffic suppression on an interface	Yes
		Unknown unicast traffic suppression on an interface	Yes
		VLAN broadcast traffic suppression	Yes
		VLAN multicast traffic suppression	Yes
		VLAN unknown unicast traffic suppression	Yes
	VLAN	VLAN specification	4094
		VLANIF interface specification	1024
		Access mode	Yes
		Trunk mode	Yes
		Hybrid mode	Yes

Function and Feature		Description	CloudEngine S5731-H
		QinQ mode	Yes
		Default VLAN	Yes
		VLAN assignment based on interfaces	Yes
		VLAN assignment based on protocols	Yes
		VLAN assignment based on IP subnets	Yes
		VLAN assignment based on MAC addresses	Yes
		VLAN assignment based on MAC address + IP address	Yes
		VLAN assignment based on MAC address + IP address + interface number	Yes
		Adding double VLAN tags to packets based on interfaces	Yes
		Super-VLAN	Yes
		Super-VLAN specification	256
		Sub-VLAN	Yes
		Sub-VLAN specification	1K
		VLAN mapping	Yes
		Selective QinQ	Yes
		MUX VLAN	Yes
		Voice VLAN	Yes
		Guest VLAN	Yes
	GVRP	GARP	Yes
		GVRP	Yes
	VCMP	VCMP	Yes
	MAC	MAC address	288K
		Automatic learning of MAC addresses	Yes
		Automatic aging of MAC addresses	Yes
		Static, dynamic, and blackhole MAC address entries	Yes
		Interface-based MAC address learning limiting	Yes
		Sticky MAC	Yes
		MAC address flapping detection	Yes
		Configuring MAC address learning priorities for interfaces	Yes
		MAC address spoofing defense	Yes
		Port bridge	Yes

Function and Feature		Description	CloudEngine S5731-H
	ARP	Static ARP	Yes
		Dynamic ARP	Yes
		ARP entry	128K
		ARP aging detection	Yes
		Intra-VLAN proxy ARP	Yes
		Inter-VLAN proxy ARP	Yes
		Routed proxy ARP	Yes
		Multi-egress-interface ARP	Yes
Ethernet loop protection	MSTP	STP	Yes
		RSTP	Yes
		MSTP	Yes
		VBST	Yes
		BPDU protection	Yes
		Root protection	Yes
		Loop protection	Yes
		Defense against TC BPDU attacks	Yes
	Loopback detection	Loop detection on an interface	Yes
	SEP	SEP	Yes
	Smart Link	Smart Link	Yes
		Smart Link multi-instance	Yes
		Monitor Link	Yes
	RRPP	RRPP	Yes
		Single RRPP ring	Yes
		Tangent RRPP ring	Yes
		Intersecting RRPP ring	Yes
		Hybrid networking of RRPP rings and other ring networks	Yes
	ERPS	G.8032 v1	Yes
		G.8032 v2	Yes
		ERPS semi-ring topology	Yes
		ERPS closed-ring topology	Yes
IPv4/IPv6 forwarding	IPv4 and unicast routing	IPv4 static routing	Yes
		VRF	Yes
		DHCP client	Yes
		DHCP server	Yes

Function and Feature		Description	CloudEngine S5731-H
		DHCP relay	Yes
		DHCP policy VLAN	Yes
		URPF check	Yes
		Routing policies	Yes
		IPv4 routes	512K
		RIPv1	Yes
		RIPv2	Yes
		OSPF	Yes
		BGP	Yes
		MBGP	Yes
		IS-IS	Yes
		Policy-based routing (PBR)	Yes
	Multicast routing features	IGMPv1/v2/v3	Yes
		PIM-DM	Yes
		PIM-SM	Yes
		MSDP	Yes
		IPv4 multicast routes	16K
		IPv6 multicast routes	16K
		Multicast routing policies	Yes
		RPF	Yes
	IPv6 features	IPv6 protocol stack	Yes
		ND	Yes
		ND entry	64K
		ND snooping	Yes
		DHCPv6 snooping	Yes
		RIPng	Yes
		DHCPv6 server	Yes
		DHCPv6 relay	Yes
		OSPFv3	Yes
		BGP4+	Yes
		IS-IS for IPv6	Yes
		IPv6 routes	64K
		VRRP6	Yes
		MLDv1/v2	Yes

Function and Feature		Description	CloudEngine S5731-H
		PIM-DM for IPv6	Yes
		PIM-SM for IPv6	Yes
	IPv6 transition technology	IPv6 manual tunneling	Yes
Layer 2 multicast features	-	IGMPv1/v2/v3 snooping	Yes
		IGMP snooping proxy	Yes
		MLD snooping	Yes
		Multicast traffic suppression	Yes
		Inter-VLAN multicast replication	Yes
MPLS & VPN	MPLS basic functions	LDP protocol	Yes
		Double MPLS labels	Yes
		Mapping from 802.1p priorities to EXP priorities in MPLS packets	Yes
		Mapping from DSCP priorities to EXP priorities in MPLS packets	Yes
	MPLS TE	MPLS-TE tunnel establishment	Yes
		MPLS-TE tunnel specification	256
		MPLS-TE protection group	Yes
	VPN	MCE	Yes
		GRE tunneling	Yes
		GRE tunnel specification	512
		VLL	Yes
		PWE3	Yes
		VPLS	Yes
		MPLS L3VPN	Yes
		IPSec Efficient VPN	Yes
Device reliability	BFD	Single-hop BFD	Yes
		BFD for static routes	Yes
		BFD for OSPF	Yes
		BFD for IS-IS	Yes
		BFD for BGP	Yes
		BFD for PIM	Yes
		BFD for VRRP	Yes
	Stacking	Service interface-based stacking	Yes
		Maximum number of stacked devices	9
	VRRP	VRRP standard protocol	Yes

Function and Feature		Description	CloudEngine S5731-H
Ethernet OAM	EFM (802.3ah)	Automatic discovery of links	Yes
		Link fault detection	Yes
		Link troubleshooting	Yes
		Remote loopback	Yes
	CFM (802.1ag)	Software-level CCM	Yes
		802.1ag MAC ping	Yes
		802.1ag MAC trace	Yes
	OAM association	Association between 802.1ag and 802.3ah	Yes
	Y.1731	Unidirectional delay and jitter measurement	Yes
		Bidirectional delay and jitter measurement	Yes
QoS features	Traffic classification	Traffic classification based on ACLs	Yes
		Matching the simple domains of packets	Yes
	Traffic behavior	Traffic filtering	Yes
		Traffic policing (CAR)	Yes
		Modifying the packet priorities	Yes
		Modifying the simple domains of packets	Yes
		Modifying the packet VLANs	Yes
	Traffic shaping	Traffic shaping on an egress interface	Yes
		Traffic shaping on queues on an interface	Yes
	Congestion avoidance	Weighted Random Early Detection (WRED) on queues	Yes
		Tail drop	Yes
	Congestion management	Priority Queuing (PQ)	Yes
		Weighted Deficit Round Robin (WDRR)	Yes
		PQ+WDRR	Yes
		Weighted Round Robin (WRR)	Yes
		PQ+WRR	Yes
ACL	Packet filtering at Layer 2 to Layer 4	Basic IPv4 ACL	Yes
		Advanced IPv4 ACL	Yes
		Basic IPv6 ACL	Yes
		Advanced IPv6 ACL	Yes
		Layer 2 ACL	Yes
		User group ACL	Yes
		User-defined ACL	Yes
Configuration and	Login and	Command line interface (CLI)-based	Yes

Function and Feature		Description	CloudEngine S5731-H
maintenance	configuration management	configuration	
		Console terminal service	Yes
		Telnet terminal service	Yes
		SSH v1.5	Yes
		SSH v2.0	Yes
		SNMP-based NMS for unified configuration	Yes
		Web page-based configuration and management	Yes
		EasyDeploy (client)	Yes
		EasyDeploy (commander)	Yes
		SVF	Yes
		Cloud management	Yes
		OPS	Yes
	File system	Directory and file management	Yes
		File upload and download	Yes
	Monitoring and maintenance	Deception	Yes
		ECA	Yes
		eMDI	Yes
		Hardware monitoring	Yes
		Log information output	Yes
		Alarm information output	Yes
		Debugging information output	Yes
		Port mirroring	Yes
		Flow mirroring	Yes
		Remote mirroring	Yes
		Energy saving	Yes
	Version upgrade	Version upgrade	Yes
		Version rollback	Yes
Security	ARP security	ARP packet rate limiting	Yes
		ARP anti-spoofing	Yes
		Association between ARP and STP	Yes
		ARP gateway anti-collision	Yes
		Dynamic ARP Inspection (DAI)	Yes
		Static ARP Inspection (SAI)	Yes
		Egress ARP Inspection (EAI)	Yes

Function and Feature		Description	CloudEngine S5731-H
	IP security	ICMP attack defense	Yes
		IPSG for IPv4	Yes
		IPSG user capacity	3000
		IPSG for IPv6	Yes
		IPSGv6 user capacity	1500
	Local attack defense	CPU attack defense	Yes
	MFF	MFF	Yes
	MACSec	MACSec	
	DHCP snooping	DHCP snooping	Yes
		Option 82 function	Yes
		Dynamic rate limiting for DHCP packets	Yes
	Attack defense	Defense against malformed packet attacks	Yes
		Defense against UDP flood attacks	Yes
		Defense against TCP SYN flood attacks	Yes
		Defense against ICMP flood attacks	Yes
		Defense against packet fragment attacks	Yes
		Local URPF	Yes
User access and authentication	AAA	Local authentication	Yes
		Local authorization	Yes
		RADIUS authentication	Yes
		RADIUS authorization	Yes
		RADIUS accounting	Yes
		HWTACACS authentication	Yes
		HWTACACS authorization	Yes
		HWTACACS accounting	Yes
	NAC	802.1X authentication	Yes
		MAC address authentication	Yes
		Portal authentication	Yes
		Hybrid authentication	Yes
	Policy association	Functioning as the control device	Yes
Network management	-	Ping	Yes
		Tracert	Yes
		NQA	Yes
		NTP	Yes

Function and Feature		Description	CloudEngine S5731-H
		iPCA	Yes
		Smart Application Control (SAC)	Yes
		NetStream	Yes
		SNMP v1	Yes
		SNMP v2c	Yes
		SNMP v3	Yes
		HTTP	Yes
		HTTPS	Yes
		RMON	Yes
		RMON2	Yes
		NETCONF/YANG	Yes
WLAN	-	AP management	Yes
		Number of managed APs	1,024
		Radio management	Yes
		WLAN service management	Yes
		WLAN QoS	Yes
		WLAN security	Yes
		WLAN user management	Yes
VXLAN	-	VXLAN Layer 2 gateway	Yes
		VXLAN Layer 3 gateway	Yes
		Centralized gateway	Yes
		Distributed gateway	Yes
		BGP-EVPN	Yes
		BGP-EVPN neighbor capacity	256
Interoperability	-	VLAN-based Spanning Tree (VBST)	Yes
		Link-type Negotiation Protocol (LNP)	Yes
		VLAN Central Management Protocol (VCMP)	Yes

NOTE

This content is applicable only to regions outside mainland China. Huawei reserves the right to interpret this content.

Hardware Specifications

The following table lists the hardware specifications of the CloudEngine S5731-H.

Hardware specifications of CloudEngine S5731-H models

Item	CloudEngine S5731-H24T4XC	CloudEngine S5731-H24P4XC	CloudEngine S5731-H48T4XC	CloudEngine S5731-H48P4XC
------	---------------------------	---------------------------	---------------------------	---------------------------

Item		CloudEngine S5731-H24T4XC	CloudEngine S5731-H24P4XC	CloudEngine S5731-H48T4XC	CloudEngine S5731-H48P4XC
Physical specifications	Dimensions (W x D x H, mm)	442 x 420 x 43.6	442 x 420 x 43.6	442 x 420 x 43.6	442 x 420 x 43.6
	Chassis height	1 U	1 U	1 U	1 U
	Chassis weight (including packaging)	8.4 kg	8.6 kg	8.55 kg	8.9 kg
Fixed port	GE port	24	24	48	48
	10GE port	4	4	4	4
Extended slot		One extended slot, support 2 x 40GE, 8 x 10GE Base-T, 2*25GE SFP28 or 8*10GE SFP+ cards	One extended slot, support 2 x 40GE, 8 x 10GE Base-T, 2*25GE SFP28 or 8*10GE SFP+ cards	One extended slot, support 2 x 40GE, 8 x 10GE Base-T, 2*25GE SFP28 or 8*10GE SFP+ cards	One extended slot, support 2 x 40GE, 8 x 10GE Base-T, 2*25GE SFP28 or 8*10GE SFP+ cards
Management port	ETH port	Supported	Supported	Supported	Supported
	Console port (RJ45)	Supported	Supported	Supported	Supported
	USB port	USB 2.0	USB 2.0	USB 2.0	USB 2.0
CPU	Frequency	1.4 GHz	1.4 GHz	1.4 GHz	1.4 GHz
	Cores	4	4	4	4
Storage	Memory (RAM)	4 GB	4 GB	4 GB	4 GB
	Flash memory	1 GB	1 GB	1 GB	1 GB
Power supply system	Power supply type	<ul style="list-style-type: none"> 600 W AC (pluggable) 150 W AC (pluggable) 1000 W DC (pluggable) 	1000 W PoE AC (pluggable)	<ul style="list-style-type: none"> 600 W AC (pluggable) 150 W AC (pluggable) 1000 W DC (pluggable) 	1000 W PoE AC (pluggable)
	Power supply specification	For details about power supplies, see the section Power Supply .	For details about power supplies, see the section Power Supply .	For details about power supplies, see the section Power Supply .	For details about power supplies, see the section Power Supply .
	Rated voltage range	<ul style="list-style-type: none"> AC input (150 W AC): 100 V AC to 240 V AC, 50/60 Hz AC input (600 W AC): 100 V AC to 240 V AC, 50/60 Hz DC input (1000 W DC): -48 VDC to -60 V DC 	AC input (1000 W AC PoE): 100 V AC to 240 V AC, 50/60 Hz	<ul style="list-style-type: none"> AC input (150 W AC): 100 V AC to 240 V AC, 50/60 Hz AC input (600 W AC): 100 V AC to 240 V AC, 50/60 Hz DC input (1000 W DC): -48 VDC to -60 V DC 	AC input (1000 W AC PoE): 100 V AC to 240 V AC, 50/60 Hz

Item		CloudEngine S5731-H24T4XC	CloudEngine S5731-H24P4XC	CloudEngine S5731-H48T4XC	CloudEngine S5731-H48P4XC
	Maximum voltage range	<ul style="list-style-type: none"> AC input (150 W AC): 90 V AC to 264 V AC, 47 Hz to 63 Hz AC input (600 W AC): 90 V AC to 290 V AC, 45 Hz to 65 Hz High-voltage DC input (600 W AC): 190 V DC to 290 V DC (meeting 240 V high-voltage DC certification) DC input (1000 W DC): -38.4 V DC to -72V DC 	<ul style="list-style-type: none"> AC input (1000 W AC PoE): 90 V AC to 290 V AC, 45 Hz to 65 Hz High-voltage DC input (1000 W AC PoE): 190 V DC to 290 V DC (meeting 240 V high-voltage DC certification) 	<ul style="list-style-type: none"> AC input (150 W AC): 90 V AC to 264 V AC, 47 Hz to 63 Hz AC input (600 W AC): 90 V AC to 290 V AC, 45 Hz to 65 Hz High-voltage DC input (600 W AC): 190 V DC to 290 V DC (meeting 240 V high-voltage DC certification) DC input (1000 W DC): -38.4 V DC to -72V DC 	<ul style="list-style-type: none"> AC input (1000 W AC PoE): 90 V AC to 290 V AC, 45 Hz to 65 Hz High-voltage DC input (1000 W AC PoE): 190 V DC to 290 V DC (meeting 240 V high-voltage DC certification)
	Maximum power consumption	114 W	<ul style="list-style-type: none"> 121 W (without PD) 977 W (with PD, PD power consumption of 720 W) 	124 W	<ul style="list-style-type: none"> 132 W (without PD) 1750 W (with PD, PD power consumption of 1440 W)
	Power consumption in the case of 30% traffic load ¹	88 W	95 W	101 W	108 W
	Power consumption in the case of 100% traffic load ¹	91 W	97 W	104 W	113 W
	Minimum power consumption	74 W	82 W	77 W	86 W
Heat dissipation system	Heat dissipation mode	Air-cooled heat dissipation and intelligent fan speed adjustment	Air-cooled heat dissipation and intelligent fan speed adjustment	Air-cooled heat dissipation and intelligent fan speed adjustment	Air-cooled heat dissipation and intelligent fan speed adjustment
	Number of fan modules	Pluggable dual fans	Pluggable dual fans	Pluggable dual fans	Pluggable dual fans
	Airflow	Air flows in from the front panel and exhausts from the rear panel.	Air flows in from the front panel and exhausts from the rear panel.	Air flows in from the front panel and exhausts from the rear panel.	Air flows in from the front panel and exhausts from the rear panel.
	Maximum heat dissipation of the device (BTU/hour)	389	<ul style="list-style-type: none"> 413 (without PDs) 3334 (with PDs) 	423	<ul style="list-style-type: none"> 451 (without PDs) 5973 (with PDs)

Item		CloudEngine S5731-H24T4XC	CloudEngine S5731-H24P4XC	CloudEngine S5731-H48T4XC	CloudEngine S5731-H48P4XC
Environment parameters	Long-term operating temperature	<ul style="list-style-type: none"> 0-1800 m: -5°C to 45°C 1800-5000 m: The operating temperature decreases 1°C every time the altitude increases 220 m. 	<ul style="list-style-type: none"> 0-1800 m: -5°C to 45°C 1800-5000 m: The operating temperature decreases 1°C every time the altitude increases 220 m. 	<ul style="list-style-type: none"> 0-1800 m: -5°C to 45°C 1800-5000 m: The operating temperature decreases 1°C every time the altitude increases 220 m. 	<ul style="list-style-type: none"> 0-1800 m: -5°C to 45°C 1800-5000 m: The operating temperature decreases 1°C every time the altitude increases 220 m.
	Storage temperature	-40°C to +70°C	-40°C to +70°C	-40°C to +70°C	-40°C to +70°C
	Relative humidity	5%–95% (non-condensing)	5%–95% (non-condensing)	5%–95% (non-condensing)	5%–95% (non-condensing)
	Operating altitude	5000 m	5000 m	5000 m	5000 m
	Noise under normal temperature (sound power)	57.5 dB (A)	62.3 dB (A)	57.5 dB (A)	62.3 dB (A)
	Noise under high temperature (sound power)	70.9 dB (A)	71.8 dB (A)	70.9 dB (A)	71.8 dB (A)
	Noise under normal temperature (sound pressure)	47.5 dB (A)	52.8 dB (A)	47.5 dB (A)	52.8 dB (A)
	Surge protection specification (RJ45 service port)	Common mode: ±6 kV	Common mode: ±6 kV	Common mode: ±6 kV	Common mode: ±6 kV
	Surge protection specification (power port)	<ul style="list-style-type: none"> AC power port: ±6 kV in differential mode, ±6 kV in common mode DC power port: ±2 kV in differential mode, ±4 kV in common mode 	<ul style="list-style-type: none"> Differential mode: ±6 kV Common mode: ±6 kV 	<ul style="list-style-type: none"> AC power port: ±6 kV in differential mode, ±6 kV in common mode DC power port: ±2 kV in differential mode, ±4 kV in common mode 	<ul style="list-style-type: none"> Differential mode: ±6 kV Common mode: ±6 kV
Reliability	MTBF (year) ²	57.73	57.21	55.31	54.96
	MTTR (hour)	2	2	2	2
	Availability	> 0.99999	> 0.99999	> 0.99999	> 0.99999
Certification		<ul style="list-style-type: none"> EMC certification Safety certification Manufacturing 	<ul style="list-style-type: none"> EMC certification Safety certification 	<ul style="list-style-type: none"> EMC certification Safety certification 	<ul style="list-style-type: none"> EMC certification Safety certification

Item	CloudEngine S5731-H24T4XC	CloudEngine S5731-H24P4XC	CloudEngine S5731-H48T4XC	CloudEngine S5731-H48P4XC
	certification For details about certifications, see the section Safety and Regulatory Compliance .	<ul style="list-style-type: none"> Manufacturing certification For details about certifications, see the section Safety and Regulatory Compliance .	<ul style="list-style-type: none"> Manufacturing certification For details about certifications, see the section Safety and Regulatory Compliance .	<ul style="list-style-type: none"> Manufacturing certification For details about certifications, see the section Safety and Regulatory Compliance .

NOTE

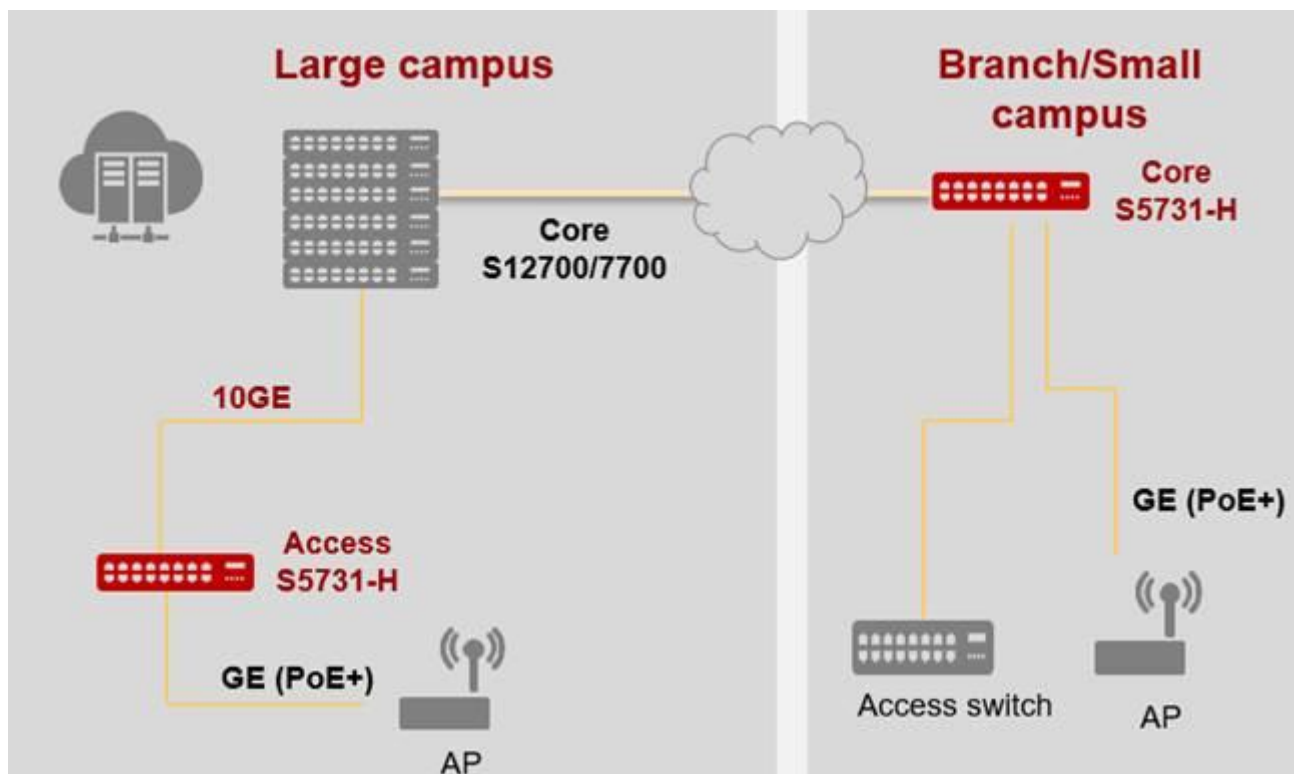
1: The power consumption under different load conditions is calculated according to the ATIS standard. Additionally, the EEE function is enabled and there is no PoE power output.

2: The reliability parameter values are calculated based on the typical configuration of the device. The parameter values vary according to the modules configured by the customer.

Networking and Applications

As shown in the following figure, the CloudEngine S5731-H switches are located at the access/core layer to build a high-performance, reliable enterprise campus network.

Position of the CloudEngine S5731-H on an enterprise campus network



Huawei CloudEngine S5731-H is the next-generation fixed gigabit switch. The CloudEngine S5731-H has large table sizes and buffers, avoiding packet loss in traffic bursts. It supports wired and wireless convergence and unified management on devices, users, and services. The CloudEngine S5731-H can be used as the core device on an enterprise branch network or a small campus network or as the aggregation or access device on a large campus network, to achieve a manageable and reliable enterprise campus network with scalable services.

Safety and Regulatory Compliance

The following table lists the safety and regulatory compliance of the CloudEngine S5731-H.

Safety and regulatory compliance of the CloudEngine S5731-H series

Certification Category	Description
Safety	<ul style="list-style-type: none">• IEC 60950-1• EN 60950-1/A11/A12• UL 60950-1• CSA C22.2 No 60950-1• AS/NZS 60950.1• CNS 14336-1• IEC60825-1• IEC60825-2• EN60825-1• EN60825-2
Electromagnetic Compatibility (EMC)	<ul style="list-style-type: none">• CISPR22 Class A• CISPR24• EN55022 Class A• EN55024• ETSI EN 300 386 Class A• CFR 47 FCC Part 15 Class A• ICES 003 Class A• AS/NZS CISPR22 Class A• VCCI Class A• IEC61000-4-2• ITU-T K 20• ITU-T K 21• ITU-T K 44• CNS13438
Environment	<ul style="list-style-type: none">• RoHS• REACH• WEEE

NOTE

- EMC: electromagnetic compatibility
- CISPR: International Special Committee on Radio Interference
- EN: European Standard
- ETSI: European Telecommunications Standards Institute
- CFR: Code of Federal Regulations
- FCC: Federal Communication Commission
- IEC: International Electrotechnical Commission
- AS/NZS: Australian/New Zealand Standard
- VCCI: Voluntary Control Council for Interference
- UL: Underwriters Laboratories
- CSA: Canadian Standards Association
- IEEE: Institute of Electrical and Electronics Engineers

- RoHS: restriction of the use of certain hazardous substances
- REACH: Registration Evaluation Authorization and Restriction of Chemicals
- WEEE: Waste Electrical and Electronic Equipment

MIB and Standards Compliance

Supported MIBs

The following table lists the MIBs supported by the CloudEngine S5731-H.

MIBs supported by the CloudEngine S5731-H series

Category	MIB
Public MIB	<ul style="list-style-type: none"> • BRIDGE-MIB • DISMAN-NSLOOKUP-MIB • DISMAN-PING-MIB • DISMAN-TRACEROUTE-MIB • ENTITY-MIB • EtherLike-MIB • IF-MIB • IP-FORWARD-MIB • IPv6-MIB • LAG-MIB • LLDP-EXT-DOT1-MIB • LLDP-EXT-DOT3-MIB • LLDP-MIB • MPLS-FTN-STD-MIB • MPLS-L3VPN-STD-MIB • MPLS-LDP-GENERIC-STD-MIB • MPLS-LDP-STD-MIB • MPLS-LSR-STD-MIB • MPLS-TE-STD-MIB • NOTIFICATION-LOG-MIB • NQA-MIB • OSPF-TRAP-MIB • P-BRIDGE-MIB • Q-BRIDGE-MIB • RFC1213-MIB • RIPv2-MIB • RMON2-MIB • RMON-MIB • SAVI-MIB • SNMP-FRAMEWORK-MIB • SNMP-MPD-MIB • SNMP-NOTIFICATION-MIB • SNMP-TARGET-MIB • SNMP-USER-BASED-SM-MIB

Category	MIB
	<ul style="list-style-type: none"> • SNMPv2-MIB • TCP-MIB • UDP-MIB
Huawei-proprietary MIB	<ul style="list-style-type: none"> • HUAWEI-AAA-MIB • HUAWEI-ACL-MIB • HUAWEI-ALARM-MIB • HUAWEI-ALARM-RELIABILITY-MIB • HUAWEI-BASE-TRAP-MIB • HUAWEI-BRAS-RADIUS-MIB • HUAWEI-BRAS-SRVCFG-EAP-MIB • HUAWEI-BRAS-SRVCFG-STATICUSER-MIB • HUAWEI-CBQOS-MIB • HUAWEI-CDP-COMPLIANCE-MIB • HUAWEI-CONFIG-MAN-MIB • HUAWEI-CPU-MIB • HUAWEI-DAD-TRAP-MIB • HUAWEI-DC-MIB • HUAWEI-DATASYNC-MIB • HUAWEI-DEVICE-MIB • HUAWEI-DHCPR-MIB • HUAWEI-DHCPS-MIB • HUAWEI-DHCP-SNOOPING-MIB • HUAWEI-DIE-MIB • HUAWEI-DNS-MIB • HUAWEI-DLDP-MIB • HUAWEI-ELMI-MIB • HUAWEI-ERPS-MIB • HUAWEI-ERRORDOWN-MIB • HUAWEI-ENERGYMNGT-MIB • HUAWEI-EASY-OPERATION-MIB • HUAWEI-ENTITY-EXTENT-MIB • HUAWEI-ENTITY-TRAP-MIB • HUAWEI-ETHARP-MIB • HUAWEI-ETHOAM-MIB • HUAWEI-FLASH-MAN-MIB • HUAWEI-FWD-RES-TRAP-MIB • HUAWEI-GARP-APP-MIB • HUAWEI-GTSM-MIB • HUAWEI-HGMP-MIB • HUAWEI-HWTACACS-MIB • HUAWEI-IF-EXT-MIB • HUAWEI-INFOCENTER-MIB • HUAWEI-IPPOOL-MIB • HUAWEI-IPV6-MIB

Category	MIB
	<ul style="list-style-type: none"> • HUAWEI-ISOLATE-MIB • HUAWEI-L2IF-MIB • HUAWEI-L2MAM-MIB • HUAWEI-L2VLAN-MIB • HUAWEI_LDT-MIB • HUAWEI-LLDP-MIB • HUAWEI-MAC-AUTHEN-MIB • HUAWEI-MEMORY-MIB • HUAWEI-MFF-MIB • HUAWEI-MFLP-MIB • HUAWEI-MSTP-MIB • HUAWEI-BGP-VPN-MIB • HUAWEI-CCC-MIB • HUAWEI-MULTICAST-MIB • HUAWEI-NAP-MIB • HUAWEI-NTPV3-MIB • HUAWEI-PERFORMANCE-MIB • HUAWEI-PORT-MIB • HUAWEI-PORTAL-MIB • HUAWEI-QINQ-MIB • HUAWEI-RIPv2-EXT-MIB • HUAWEI-RM-EXT-MIB • HUAWEI-RRPP-MIB • HUAWEI-SECURITY-MIB • HUAWEI-SEP-MIB • HUAWEI-SNMP-EXT-MIB • HUAWEI-SSH-MIB • HUAWEI-STACK-MIB • HUAWEI-SWITCH-L2MAM-EXT-MIB • HUAWEI-SWITCH-SRV-TRAP-MIB • HUAWEI-SYS-MAN-MIB • HUAWEI-TCP-MIB • HUAWEI-TFTPC-MIB • HUAWEI-TRNG-MIB • HUAWEI-XQOS-MIB

Standard Compliance

The following table lists the standards that the CloudEngine S5731-H complies with.

Standard compliance list of the CloudEngine S5731-H series

Standard Organization	Standard or Protocol
IETF	<ul style="list-style-type: none"> • RFC 768 User Datagram Protocol (UDP) • RFC 792 Internet Control Message Protocol (ICMP) • RFC 793 Transmission Control Protocol (TCP)

Standard Organization	Standard or Protocol
	<ul style="list-style-type: none"> • RFC 826 Ethernet Address Resolution Protocol (ARP) • RFC 854 Telnet Protocol Specification • RFC 951 Bootstrap Protocol (BOOTP) • RFC 959 File Transfer Protocol (FTP) • RFC 1058 Routing Information Protocol (RIP) • RFC 1112 Host extensions for IP multicasting • RFC 1157 A Simple Network Management Protocol (SNMP) • RFC 1256 ICMP Router Discovery • RFC 1305 Network Time Protocol Version 3 (NTP) • RFC 1349 Internet Protocol (IP) • RFC 1493 Definitions of Managed Objects for Bridges • RFC 1542 Clarifications and Extensions for the Bootstrap Protocol • RFC 1643 Ethernet Interface MIB • RFC 1757 Remote Network Monitoring (RMON) • RFC 1901 Introduction to Community-based SNMPv2 • RFC 1902-1907 SNMP v2 • RFC 1981 Path MTU Discovery for IP version 6 • RFC 2131 Dynamic Host Configuration Protocol (DHCP) • RFC 2328 OSPF Version 2 • RFC 2453 RIP Version 2 • RFC 2460 Internet Protocol, Version 6 Specification (IPv6) • RFC 2461 Neighbor Discovery for IP Version 6 (IPv6) • RFC 2462 IPv6 Stateless Address Auto configuration • RFC 2463 Internet Control Message Protocol for IPv6 (ICMPv6) • RFC 2474 Differentiated Services Field (DS Field) • RFC 2740 OSPF for IPv6 (OSPFv3) • RFC 2863 The Interfaces Group MIB • RFC 2597 Assured Forwarding PHB Group • RFC 2598 An Expedited Forwarding PHB • RFC 2571 SNMP Management Frameworks • RFC 2865 Remote Authentication Dial In User Service (RADIUS) • RFC 3046 DHCP Option82 • RFC 3376 Internet Group Management Protocol, Version 3 (IGMPv3) • RFC 3513 IP Version 6 Addressing Architecture • RFC 3579 RADIUS Support For EAP • RFC 4271 A Border Gateway Protocol 4 (BGP-4) • RFC 4760 Multiprotocol Extensions for BGP-4 • draft-grant-tacacs-02 TACACS+ • RFC 6241 Network Configuration Protocol (NETCONF) • RFC 6020 YANG - A Data Modeling Language for the Network Configuration Protocol (NETCONF)
IEEE	<ul style="list-style-type: none"> • IEEE 802.1D Media Access Control (MAC) Bridges • IEEE 802.1p Traffic Class Expediting and Dynamic Multicast Filtering • IEEE 802.1Q Virtual Bridged Local Area Networks

Standard Organization	Standard or Protocol
	<ul style="list-style-type: none"> • IEEE 802.1ad Provider Bridges • IEEE 802.2 Logical Link Control • IEEE Std 802.3 CSMA/CD • IEEE Std 802.3ab 1000BASE-T specification • IEEE Std 802.3ad Aggregation of Multiple Link Segments • IEEE Std 802.3ae 10GE WEN/LAN Standard • IEEE Std 802.3x Full Duplex and flow control • IEEE Std 802.3z Gigabit Ethernet Standard • IEEE802.1ax/IEEE802.3ad Link Aggregation • IEEE 802.3ah Ethernet in the First Mile. • IEEE 802.1ag Connectivity Fault Management • IEEE 802.1ab Link Layer Discovery Protocol • IEEE 802.1D Spanning Tree Protocol • IEEE 802.1w Rapid Spanning Tree Protocol • IEEE 802.1s Multiple Spanning Tree Protocol • IEEE 802.1x Port based network access control protocol • IEEE 802.3af DTE Power via MIDI • IEEE 802.3at DTE Power via the MDI Enhancements • IEEE 802.3az Energy Efficient Ethernet
ITU	<ul style="list-style-type: none"> • ITU SG13 Y.17ethoam • ITU SG13 QoS control Ethernet-Based IP Access • ITU-T Y.1731 ETH OAM performance monitor
ISO	<ul style="list-style-type: none"> • ISO 10589 IS-IS Routing Protocol
MEF	<ul style="list-style-type: none"> • MEF 2 Requirements and Framework for Ethernet Service Protection • MEF 9 Abstract Test Suite for Ethernet Services at the UNI • MEF 10.2 Ethernet Services Attributes Phase 2 • MEF 11 UNI Requirements and Framework • MEF 13 UNI Type 1 Implementation Agreement • MEF 15 Requirements for Management of Metro Ethernet Phase 1 Network Elements • MEF 17 Service OAM Framework and Requirements • MEF 20 UNI Type 2 Implementation Agreement • MEF 23 Class of Service Phase 1 Implementation Agreement • Xmodem XMODEM/YMODEM Protocol Reference

Ordering Information

Model	Product Description
CloudEngine S5731-H24T4XC	CloudEngine S5731-H24T4XC (24 x 10/100/1000BASE-T ports, 4 x 10GE SFP+ ports, one extended slot, without power module)
CloudEngine S5731-H24P4XC	CloudEngine S5731-H24P4XC (24 x 10/100/1000BASE-T ports, 4 x 10GE SFP+ ports, one extended slot, PoE+, without power module)
CloudEngine	CloudEngine S5731-H48T4XC (48 x 10/100/1000BASE-T ports, 4 x 10GE SFP+ ports, one extended slot, without power module)

Model	Product Description
S5731-H48T4XC	slot, without power module)
CloudEngine S5731-H48P4XC	CloudEngine S5731-H48P4XC (48 x 10/100/1000BASE-T ports, 4 x 10GE SFP+ ports, one extended slot, PoE+, without power module)
ES5D21Q02Q00	2-port 40GE QSFP+ interface card
ES5D21X08S00	8-port 10GBASE-T interface card
S7X08000	2-port 25GE SFP28 or 8-port 10GE SFP+ interface card
PAC600S12-CB	600 W AC power module
PAC150S12-R	150 W AC power module
PDC1000S12-DB	1000 W DC power module
PAC1000S56-CB	1000 W AC PoE power module
FAN-023A-B	Fan module
L-1AP-S57	S57 Series, Wireless Access Controller AP Resource License-1AP
L-VxLAN-S57	S57 Series, VxLAN License, Per Device
N1-S57H-M-Lic	S57XX-H Series Basic SW, Per Device
N1-S57H-M-SnS1Y	S57XX-H Series Basic SW, SnS, Per Device, 1 Year
N1-S57H-F-Lic	N1-CloudCampus, Foundation, S57XX-H Series, Per Device
N1-S57H-F-SnS1Y	N1-CloudCampus, Foundation, S57XX-H Series, SnS, Per Device, 1 Year
N1-S57H-A-Lic	N1-CloudCampus, Advanced, S57XX-H Series, Per Device
N1-S57H-A-SnS1Y	N1-CloudCampus, Advanced, S57XX-H Series, SnS, Per Device, 1 Year
N1-S57H-FToA-Lic	N1-Upgrade-Foundation to Advanced, S57XX-H, Per Device
N1-S57H-FToA-SnS1Y	N1-Upgrade-Foundation to Advanced, S57XX-H, SnS, Per Device, 1 Year

More Information


For more information about Huawei Campus Switches, visit <http://e.huawei.com> or contact us in the following ways:

- Global service hotline: <http://e.huawei.com/en/service-hotline>
- Logging in to the Huawei Enterprise technical support website: <http://support.huawei.com/enterprise/>
- Sending an email to the customer service mailbox: support_e@huawei.com

Copyright © Huawei Technologies Co., Ltd. 2019. All rights reserved.

No part of this document may be reproduced or transmitted in any form or by any means without prior written consent of Huawei Technologies Co., Ltd.

Trademarks and Permissions

 HUAWEI and other Huawei trademarks are trademarks of Huawei Technologies Co., Ltd.

All other trademarks and trade names mentioned in this document are the property of their respective holders.

Notice

The purchased products, services and features are stipulated by the contract made between Huawei and the customer. All or part of the products, services and features described in this document may not be within the purchase scope or the usage scope. Unless otherwise specified in the contract, all statements, information, and recommendations in this document are provided "AS IS" without warranties, guarantees or representations of any kind, either express or implied.

The information in this document is subject to change without notice. Every effort has been made in the preparation of this document to ensure accuracy of the contents, but all statements, information, and recommendations in this document do not constitute a warranty of any kind, express or implied.

Huawei Technologies Co., Ltd.

Address: Huawei Industrial Base Bantian,
Longgang Shenzhen 518129 People's
Republic of China

Website: e.huawei.com